


# SmartSolar MPPT RS 450|100 & 450|200 - Isolated

5.76kW & 11.52kW Solar Charge Controller with 450V PV input

[www.victronenergy.com](http://www.victronenergy.com)



SmartSolar MPPT RS 450|100

### Ultra-fast Maximum Power Point Tracking (MPPT) Solar Charge Controller

The MPPT RS SmartSolar is a 48V Solar charge controller with up to 450VDC PV input and either 100A, or 200A output. It is used in on-grid and off-grid solar applications where maximum battery charging power is required.

### Multiple independent MPPT tracking inputs

With multiple MPPT trackers, you can optimize your solar panel design for maximum performance for your specific location.

### Isolated PV connections for additional safety

Full galvanic isolation between PV and battery connections provide additional overall system safety.

### Wide MPPT voltage range

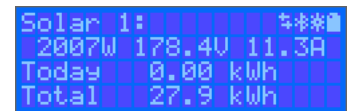
80 – 450 VDC PV operating range, with a 120VDC PV startup voltage.

### Light weight, efficient and quiet

Thanks to high frequency technology and a new design this powerful charger weighs only 7.9 kg for the 100A model. In addition to this it has an excellent efficiency, low standby power, and a very quiet operation.

### Display and Bluetooth

The display reads battery, and controller parameters. The parameters can be accessed with a smartphone or other Bluetooth enabled device. In addition, Bluetooth can be used to set up the system and to change settings with VictronConnect.



### PV Isolation resistance monitoring for peace of mind at higher voltages


The MPPT RS continuously monitors the PV array and can detect if there are faults that reduce the isolation of the panels to unsafe levels.

### VE.Can and VE.Direct port

For connection to a GX device for system monitoring, data logging, and remote firmware updates. VE.Can allows for up to 25 units to be connected together in parallel and synchronize their charging.

### I/O Connections

Programmable Relay, temperature sensor, auxiliary, digital input and voltage sensor connections. The remote input can accept the Victron smallBMS, and other BMS with allow-to-charge signal.



Inside the SmartSolar MPPT RS 450|100

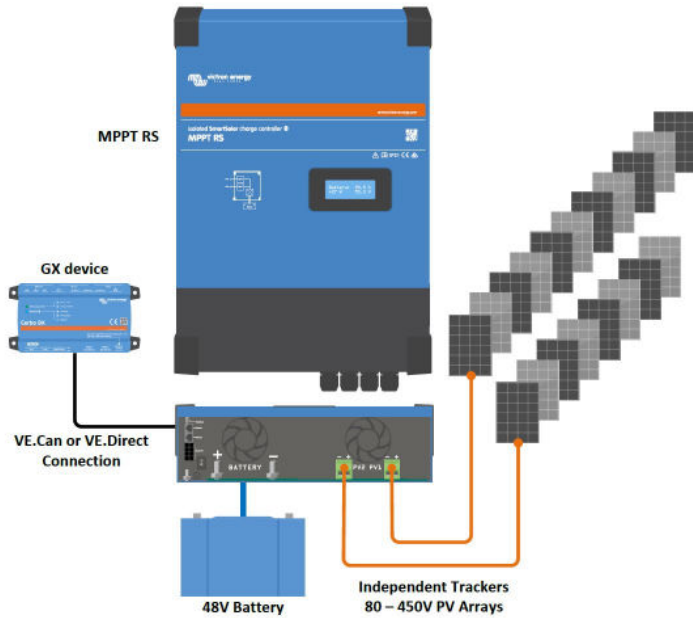
### Configure and monitor with VictronConnect →

The built-in Bluetooth Smart connection allows for quick monitoring and settings adjustment.

The built-in 30 day history shows individual performance of the separate MPPT trackers.

Try the VictronConnect demo to see the full range of configuration and display options with sample data.



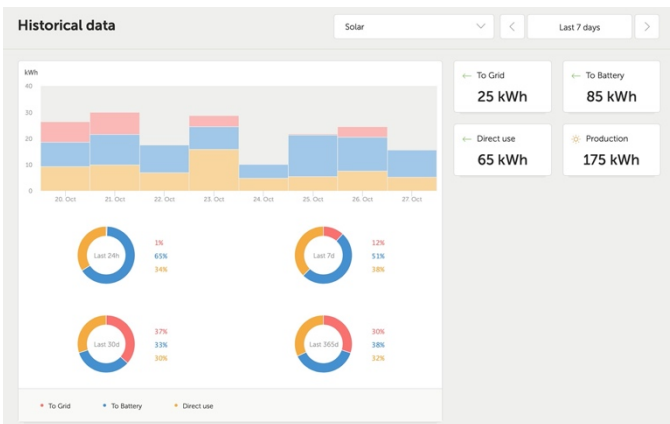
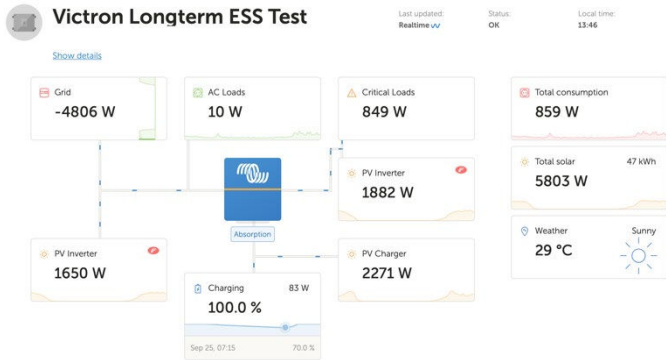


### System example diagram

The 100A MPPT RS combined with a GX device, charging a 48V battery with 2 separate solar PV strings.

### VRM Portal

When the MPPT RS is connected to a GX device with internet connection, or the GlobalLink 520 with built in 4G connectivity, you can access our free remote monitoring website (VRM). This will display all your system data in a comprehensive graphical format. Alarms can be received by e-mail.



Isolated SmartSolar MPPT RS	450 100	450 200
<b>CHARGER</b>		
Battery voltage	48 V	
Rated charge current	100 A	200 A
Maximum charge power	5,8 kW at 57,6 V	11,5 kW at 57,6 V
Charge voltage 'absorption'	Default setting: 57,6 V (adjustable)	
Charge voltage 'float'	Default setting: 55,2 V (adjustable)	
Programmable voltage range	Minimum: 36 V Maximum: 62 V	
Charge algorithm	Multi-stage adaptive (adjustable)	
Battery temperature sensor	Included	
Maximum efficiency	96 %	
Self-consumption	15 mA	
<b>SOLAR</b>		
Maximum DC PV voltage	450 V	
Start-up voltage	120 V	
MPPT operating voltage range	80 – 450 V <sup>(1)</sup>	
Number of trackers	2	4
Max. PV operational input current	18 A per tracker	
Max. PV short circuit current <sup>(2)</sup>	20 A per tracker	
Maximum PV array size per tracker <sup>(3)</sup>	7200 Wp (450 V x 20 A) <sup>(3)</sup>	
PV Isolation fail level <sup>(4)</sup>	100 kΩ	
<b>GENERAL</b>		
Synchronised Parallel Operation	Yes, up to 25 units with VE.Can	
Programmable relay <sup>(5)</sup>	Yes	
Protection	PV reverse polarity Output short circuit Over temperature	
Data communication	VE.Direct port, VE.Can port & Bluetooth <sup>(6)</sup>	
General purpose analogue/digital in port	Yes, 2x	
Remote on-off	Yes	
Operating temperature range	-40 to +60°C (fan assisted cooling)	
Humidity (non-condensing)	max 95%	
<b>ENCLOSURE</b>		
Material & Colour	steel, blue RAL 5012	
Protection category	IP21	
Battery-connection	M8 bolts	
Power terminals PV input	2.5...16mm <sup>2</sup>	
Weight	7.9 kg	13.7 kg
Dimensions (h x w x d) in mm	440 x 313 x 126	487 x 434 x 146

<b>STANDARDS</b>	
Safety	EN-IEC 62109-1, EN-IEC 62109-2
Country of Origin	Designed in The Netherlands, made in India

- 1) MPPT operating voltage range is constrained by battery voltage - PV Voc should not exceed 8 x battery float voltage. For example, a 52,8V float voltage results in a maximum PV Voc of 422,4V. See product manual for further information.
- 2) A higher short circuit current may damage the controller if PV array is connected in reverse polarity.
- 3) Max. 450 Voc result in appr. 360 Vmpp, therefore the maximum PV array is appr. 360V x 20A = 7200Wp
- 4) The MPPT RS will test for sufficient resistive isolation between PV+ and GND, and PV- and GND. In the event of a resistance below the threshold, the unit will stop charging, display the error, and send the error signal to the GX device (if connected) for audible and email notification.
- 5) Programmable relay which can be set for general alarm, DC under voltage or genset start/stop function. DC rating: 4A up to 35VDC and 1A up to 70VDC
- 6) The MPPT RS is currently not compatible with VE.Smart Networks